

# KAREN A. COFFMAN JACKSON COUNTY TREASURER

**JULY  
2019**



## PORTFOLIO SIZE

### Current Portfolio

|                              |                         |
|------------------------------|-------------------------|
| Certificate of Deposits (CD) | 4,250,000.00            |
| Money Market Accounts        | 5,088,251.65            |
| Treasuries & Agencies        | 27,999,000.00           |
|                              | <b>\$ 37,337,251.65</b> |

## CURRENT HAPPENINGS

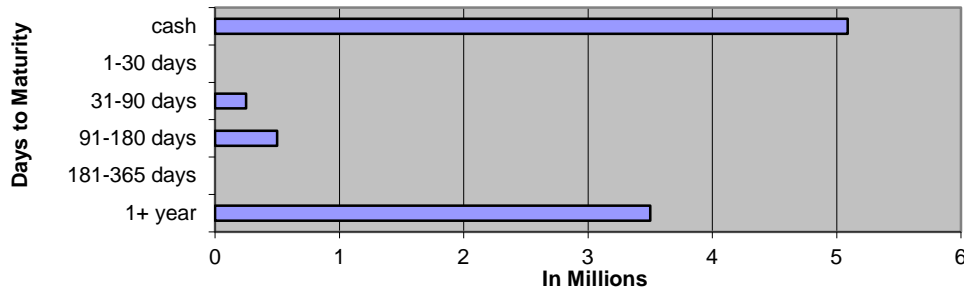
### 2019 Revenue Year to Date\*

|                      |           |
|----------------------|-----------|
| All Delinquent Taxes | 3,707,195 |
| Dog Licenses         | 33,545    |
| Passports            | 21,255    |

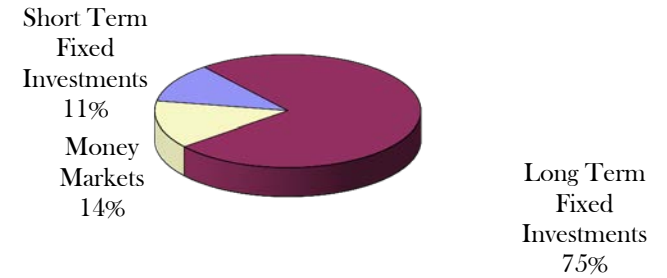
\*General Ledger Information/Cash basis

## DIVERSIFICATION

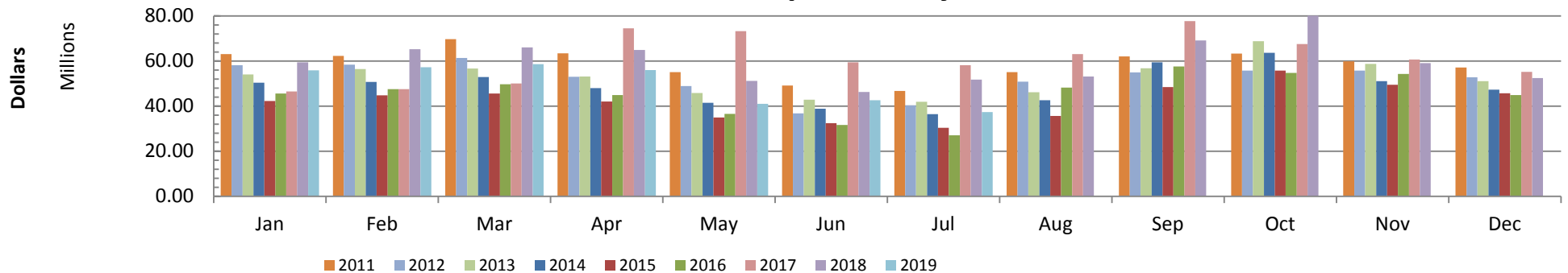
### Diversification by Maturity Date



### Diversification by Investment Type



### Historical Comparison by Month



## July 2019 General Account Investments

| CUSIP                             | Issuer                                | Par Value               | Rate   | Maturity Date |
|-----------------------------------|---------------------------------------|-------------------------|--------|---------------|
| <b>Certificates of Deposit</b>    |                                       |                         |        |               |
| 33646CFM1                         | 1st Source Bank                       | \$ 250,000.00           | 1.700% | 8/28/2019     |
| 30447                             | American 1 Credit Union               | \$ 500,000.00           | 1.750% | 10/26/2019    |
| 060704BA0                         | Bank Birmingham                       | \$ 250,000.00           | 1.500% | 2/13/2020     |
| 6591848107                        | Chemical Bank                         | \$ 250,000.00           | 2.750% | 3/11/2020     |
| 32110YER2                         | First National Bank of America        | \$ 250,000.00           | 1.500% | 3/16/2020     |
| 201282GJ3                         | Alma Bank                             | \$ 250,000.00           | 1.500% | 4/13/2020     |
| 666613GP3                         | Northpointe                           | \$ 250,000.00           | 2.450% | 9/21/2020     |
| 61747MS69                         | Morgan Stanley                        | \$ 250,000.00           | 2.800% | 4/5/2021      |
| 864088DN6                         | Sturgis Bank                          | \$ 250,000.00           | 2.500% | 7/20/2021     |
| 38644ABM0                         | Grand River Bank                      | \$ 250,000.00           | 3.000% | 8/2/2021      |
| 21923LAF0                         | Cornerstone                           | \$ 250,000.00           | 2.600% | 9/2/2021      |
| 20404QDX7                         | Community Shores                      | \$ 250,000.00           | 2.550% | 2/17/2022     |
| 48128FVA7                         | JP Morgan Chase Bank                  | \$ 250,000.00           | 3.300% | 9/28/2022     |
| 24000332                          | Ann Arbor State Bank                  | \$ 500,000.00           | 2.750% | 4/20/2023     |
| 59452WAE8                         | Michigan Legacy                       | \$ 250,000.00           | 3.450% | 11/9/2023     |
|                                   | <b>Subtotal</b>                       | <b>\$ 4,250,000.00</b>  |        |               |
| <b>Cash/Money Markets</b>         |                                       |                         |        |               |
|                                   | Comerica Bank                         | \$ 3,792,309.72         |        |               |
|                                   | Michigan CLASS                        | \$ 1,295,851.53         |        |               |
|                                   | Huntington Bank                       | \$ 71.00                |        |               |
|                                   | County National Bank                  | \$ 19.40                |        |               |
|                                   | Chemical Bank                         | \$ -                    |        |               |
|                                   | <b>Subtotal</b>                       | <b>\$ 5,088,251.65</b>  |        |               |
| <b>Treasuries / U.S. Agencies</b> |                                       |                         |        |               |
| 3137EADM8                         | Federal Home Loan Mortgage Corp       | \$ 500,000.00           | 1.250% | 10/2/2019     |
| 3130A9PB1                         | Federal Home Loan Bank                | \$ 1,999,000.00         | 1.200% | 10/25/2019    |
| 3133EFKY2                         | Federal Farm Credit Bank              | \$ 2,000,000.00         | 1.360% | 10/28/2019    |
| 150609HD0                         | Cedar Springs Mich Public School Muni | \$ 500,000.00           | 1.785% | 5/1/2020      |
| 3133EGVK8                         | Federal Farm Credit Bank              | \$ 2,000,000.00         | 1.350% | 9/21/2020     |
| 3133EGLG8                         | Federal Farm Credit Bank              | \$ 2,000,000.00         | 1.370% | 10/13/2020    |
| 3133EGLU7                         | Federal Farm Credit Bank              | \$ 2,000,000.00         | 1.480% | 7/14/2021     |
| 3134GAEE0                         | Federal Home Loan Bank                | \$ 2,000,000.00         | 1.500% | 3/30/2021     |
| 3133EGMT9                         | Federal Farm Credit Bank              | \$ 2,000,000.00         | 1.690% | 7/19/2022     |
| 3130A6S57                         | Federal Home Loan Bank                | \$ 2,000,000.00         | 2.375% | 11/23/2022    |
| 3134G92T3                         | Federal Home Loan Mortgage Corp       | \$ 1,000,000.00         | 1.500% | 8/8/2023      |
| 3133EGTV7                         | Federal Farm Credit Bank              | \$ 3,000,000.00         | 1.820% | 9/12/2023     |
| 3133EGUU7                         | Federal Farm Credit Bank              | \$ 3,000,000.00         | 1.850% | 9/20/2023     |
| 3133EHVU4                         | Federal Farm Credit Bank              | \$ 2,000,000.00         | 2.780% | 8/24/2027     |
| 3133EKGS9                         | Federal Farm Credit Bank              | \$ 2,000,000.00         | 3.320% | 4/16/2029     |
|                                   | <b>Subtotal</b>                       | <b>\$ 27,999,000.00</b> |        |               |
|                                   | <b>Total</b>                          | <b>\$ 37,337,251.65</b> |        |               |

## JULY 2019 Monthly Pooled Interest

| Account Name                 | Org. Key      | Object Code   | No. Days | Beginning Balance    | Ending Balance       | Average Balance      | Average Interest | Monthly Interest | GL Entry CR          |
|------------------------------|---------------|---------------|----------|----------------------|----------------------|----------------------|------------------|------------------|----------------------|
| Public Improvement           | 245000        | 000020        | 31       | 616,196.86           | 621,160.36           | 618,678.61           | 2.200%           | \$1,156.00       | 245100-664000        |
| Jail Millage                 | 280000        | 000020        | 31       | 1,108,067.24         | 936,435.70           | 1,022,251.47         | 2.200%           | \$1,910.07       | 280100-664000        |
| DOA Millage                  | 281000        | 000020        | 31       | 717,917.54           | 634,256.00           | 676,086.77           | 2.200%           | \$1,263.26       | 281100-664000        |
| Medical Care MOE             | 297100        | 000020        | 31       | 575,190.29           | 576,843.56           | 576,016.93           | 2.200%           | \$1,076.28       | 297100-664000        |
| Delinquent Real              | 616000        | 000020        | 31       | 235,266.55           | 965,227.76           | 600,247.16           | 2.200%           | \$1,121.56       | 616100-664000        |
| Delinquent Personal          | 618000        | 000020        | 31       | 448,783.16           | 302,808.95           | 375,796.06           | 2.200%           | \$702.17         | 618100-664000        |
| Worker's Comp                | 677000        | 000020        | 31       | 50,557.70            | 58,447.78            | 54,502.74            | 2.200%           | \$101.84         | 677100-664000        |
| Self Insurance Health        | 688000        | 000020        | 31       | -650,838.42          | -1,526,635.36        | -1,088,736.89        | 2.200%           | -\$2,034.30      | 688100-664000        |
| Escheats                     | 702000        | 000020        | 31       | 98,881.74            | 99,069.12            | 98,975.43            | 2.200%           | \$184.93         | 702000-268010        |
|                              |               |               |          | <b>3,200,022.66</b>  | <b>2,667,613.87</b>  | <b>2,933,818.27</b>  |                  | 5,481.81         |                      |
| ROD Automation Fund          | 256000        | 000020        | 31       | 443,998.94           | 455,127.99           | 449,563.47           | 2.200%           | \$840.01         | 256100-664000        |
| Road Commission              | 201000        | 000020        | 31       | 13,467,559.45        | 15,922,324.76        | 14,694,942.11        | 2.200%           | \$27,457.40      | 201100-664000        |
| Joint Narcotics Forfeiture   | 267000        | 000020        | 31       | 220,880.36           | 186,407.21           | 203,643.79           | 2.200%           | \$380.51         | 267100-664000        |
| Lake Columbia                | 365185        | 000020        | 31       | 4,775.22             | 4,783.97             | 4,779.60             | 2.200%           | \$8.93           | 365185-664000        |
| Southern Regional Intercept. | <b>365916</b> | <b>000020</b> | 31       | -265,415.22          | -621,014.16          | -443,214.69          | 2.200%           | -\$828.14        | <b>365916-664000</b> |
| Wolf Lake                    | 365220        | 000020        | 31       | 1,870.34             | 1,873.77             | 1,872.06             | 2.200%           | \$3.50           | 365220-664000        |
| Parma Village LDFA           | <b>365920</b> | <b>000020</b> | 31       | 4,051.74             | 4,059.17             | 4,055.46             | 2.200%           | \$7.58           | <b>365920-664000</b> |
| Grass Lake Section 2002B     | <b>365924</b> | <b>000020</b> | 31       | 3,875.74             | 3,882.84             | 3,879.29             | 2.200%           | \$7.25           | <b>365924-664000</b> |
| Round/Farwell                | <b>365925</b> | <b>000020</b> | 31       | 11,046.73            | 11,066.98            | 11,056.86            | 2.200%           | \$20.66          | <b>365925-664000</b> |
| Vineyard Lake                | 365250        | 000020        | 31       | 2,025.81             | 2,029.52             | 2,027.67             | 2.200%           | \$3.79           | 365250-664000        |
| Rives Sanitary Sewer         | <b>365926</b> | <b>000020</b> | 31       | 577.32               | 578.35               | 577.84               | 2.200%           | \$1.08           | <b>365926-664000</b> |
| Lifeways 2015B series        | <b>365917</b> | <b>000020</b> | 31       | 16,121.07            | 16,150.62            | 16,135.85            | 2.200%           | \$30.15          | <b>365917-664000</b> |
| Airport Runway               | <b>365906</b> | <b>000020</b> | 31       | 1,562.14             | 1,564.60             | 1,563.37             | 2.200%           | \$2.92           | <b>365906-664000</b> |
| Road Dept Road Projects      | <b>365933</b> | <b>000020</b> | 31       | 2,383.44             | 2,387.47             | 2,385.46             | 2.200%           | \$4.46           | <b>365933-664000</b> |
| Sheriff Radio                | <b>365934</b> | <b>000020</b> | 31       | 1,296.58             | 1,298.48             | 1,297.53             | 2.200%           | \$2.42           | <b>365934-664000</b> |
| Building Authority Debt MCF  | 369472        | 000020        | 31       | 649.34               | 984.25               | 816.80               | 2.200%           | \$1.53           | 369472-664000        |
| Road Dept Road Projects      | 404276        | 000020        | 31       | 4,682,016.92         | 1,068,623.12         | 2,875,320.02         | 2.200%           | \$5,372.52       | 404276-664000        |
| Fair                         | 561000        | 000020        | 31       | 310,035.44           | 336,230.13           | 323,132.79           | 2.200%           | \$603.77         | 561100-664000        |
| Preston Endowment            | 718000        | 000020        | 31       | 105,041.69           | 105,234.21           | 105,137.95           | 2.200%           | \$196.45         | \$196.45             |
| Preston RESTRICTED           | 718001        | 000020        | 31       |                      |                      | 0.00                 | 2.200%           | \$0.00           | 718100-664000        |
| Drain                        | 801000        | 000020        | 31       | 1,213,740.21         | 1,208,289.54         | 1,211,014.88         | 2.200%           | \$2,262.77       | 801100-664000        |
| Drain                        | 802000        | 000020        | 31       | 49,349.85            | 49,057.40            | 49,203.63            | 2.200%           | \$91.94          | 802100-664000        |
| Lake Level                   | 841000        | 000020        | 31       | 46,016.47            | 45,773.41            | 45,894.94            | 2.200%           | \$85.75          | 841100-664000        |
| Lake Level                   | 842000        | 000020        | 31       | 7,335.85             | 7,349.29             | 7,342.57             | 2.200%           | \$13.72          | 842100-664000        |
| Spring Arbor Water           | 851911        | 000020        | 31       | 3,450.67             | 3,456.99             | 3,453.83             | 2.200%           | \$6.45           | 851911-664000        |
| Southern Regional Intercept. | <b>851916</b> | <b>000020</b> | 31       | 1,399.78             | 1,402.35             | 1,401.07             | 2.200%           | \$2.62           | <b>851916-664000</b> |
| Parma Village Wastewater     | <b>851922</b> | <b>000020</b> | 31       | 0.02                 | 0.02                 | 0.02                 | 2.200%           | \$0.00           | <b>851922-664000</b> |
| Round/Farwell                | <b>851925</b> | <b>000020</b> | 31       | 140.04               | 140.30               | 140.17               | 2.200%           | \$0.26           | <b>851925-664000</b> |
| Vineyard Lake                | 851250        | 000020        | 31       | 420.65               | 421.42               | 421.04               | 2.200%           | \$0.79           | 851250-664000        |
| Rives Sanitary Sewer         | <b>851926</b> | <b>000020</b> | 31       | 64.60                | 64.72                | 64.66                | 2.200%           | \$0.12           | <b>851926-664000</b> |
| <b>Total Paid</b>            |               |               |          | <b>20,336,271.19</b> | <b>18,819,548.72</b> | <b>19,577,909.96</b> |                  | \$36,581.21      |                      |
|                              |               |               |          | \$ 23,536,293.85     | \$ 21,487,162.59     | \$ 22,511,728.22     |                  |                  |                      |
| July 2019                    |               |               |          |                      |                      |                      |                  | \$42,063.02      | Total Int Paid       |

## JULY 2019 Monthly Pooled Unallocated Interest

| Account Name                    | FUND | Beginning Balance | Ending Balance |
|---------------------------------|------|-------------------|----------------|
| Parks                           | 208  | -35,965.29        | -88,043.25     |
| Friend of Court                 | 215  | -18,303.94        | -17,394.97     |
| Golf Courses                    | 218  | -64,937.45        | 40,850.16      |
| Health department               | 221  | 1,451,023.55      | 1,630,825.36   |
| Runway Project                  | 246  | -17,076.65        | -17,076.65     |
| Falling Waters                  | 247  | 3,292.40          | 10,420.37      |
| Sparks Park                     | 248  | -369,384.66       | -369,384.66    |
| Budget Stabilization            | 257  |                   |                |
| Concealed Pistol Licensing      | 263  | 91,633.86         | 97,285.86      |
| PA Drug Enforcement             | 264  | 39,299.09         | 39,299.09      |
| Sheriff Drug Enforcement        | 265  | 569.55            | -1,494.10      |
| Omnibus Firefeiture             | 266  | 981.18            | 0.00           |
| Law Library                     | 269  | -2,417.59         | -2,417.59      |
| CDB Grant                       | 278  | 151,740.63        | 151,740.63     |
| Justice Training                | 285  | 23,957.97         | 20,970.17      |
| FIA                             | 290  | 67,031.70         | 67,031.70      |
| Medical care facility           | 291  | 1,117,181.39      | 1,609,381.77   |
| Child Care                      | 292  | 434,836.41        | 623,726.17     |
| Vetran's Trust                  | 294  |                   |                |
| Airport                         | 295  | 13,077.81         | 5,868.12       |
| Equipment Fund                  | 402  | 309,917.63        | 685,622.68     |
| Sheriff Equipment               | 466  | -942,843.04       | -856,854.13    |
| Building Authority Construction | 469  | 0.02              | 0.02           |
| Delinquent Tax Administration   | 617  | 447,698.11        | 447,698.11     |
| Land bank                       | 620  | 1,769,299.32      | 335,014.71     |
| Landscape Planning              | 649  | 23,661.79         | 23,661.79      |
| DOA Endowment                   | 717  | 77,615.85         | 76,780.08      |
| Library Fines                   | 721  | 179,426.42        | 54,757.84      |
| Retirement                      | 731  | 706,629.43        | 1,090,721.41   |
| Circuit Court Trust             | 762  | 200,974.63        | 227,108.82     |
|                                 |      | 5,658,920.12      | 5,886,099.51   |

August  
2019

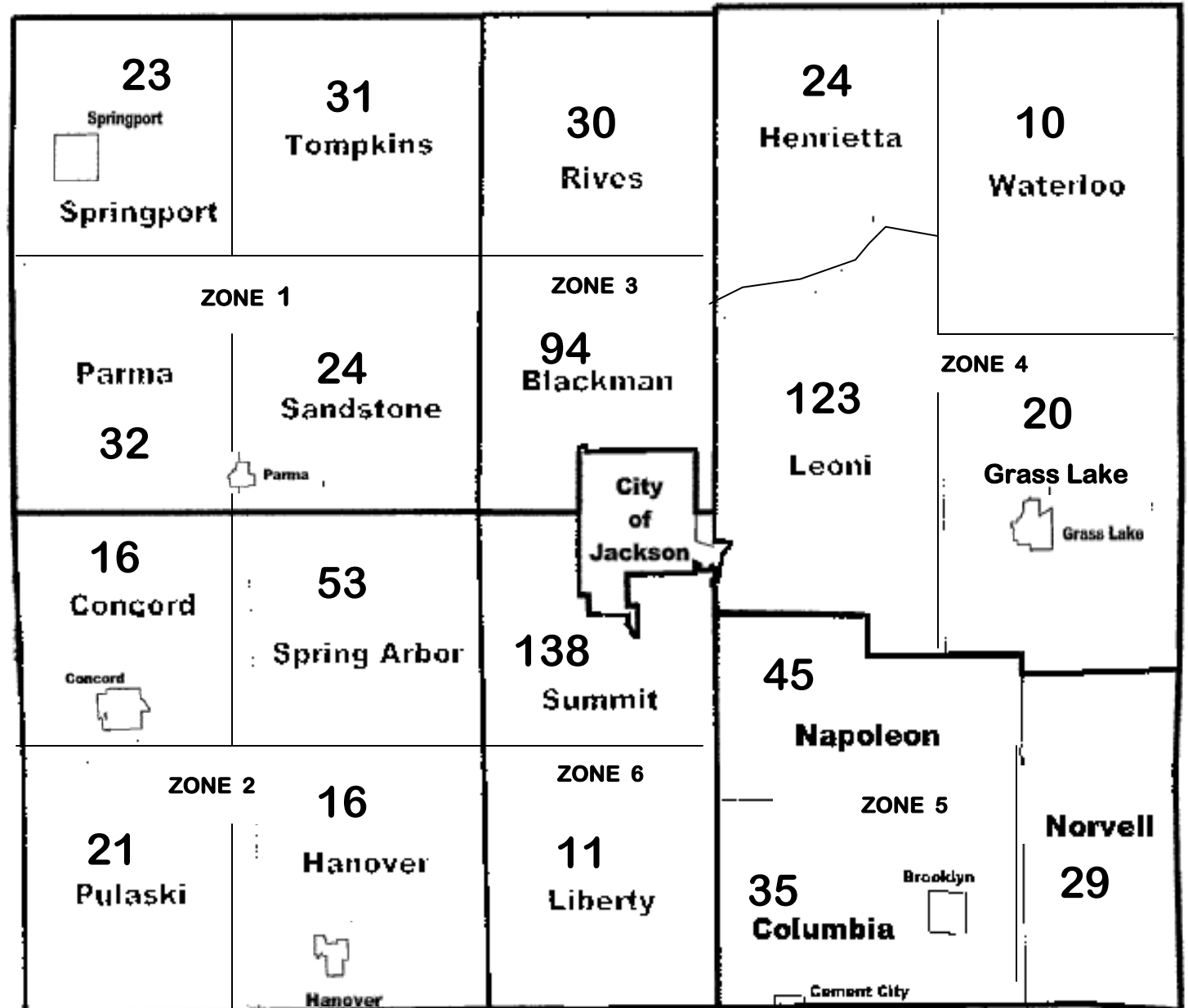
2019 "NEW" Forfeitures  
Beginning 2,174

1,409 - 65%

August 2018 - 1315

CITY  
1- 33  
2- 58  
3- 68  
4- 121  
5- 149  
6- 81  
7- 46  
8- 82  
Total 634

03-01-18 2,069  
03-01-17 2,190



Jan - 382  
Guthrie - 434  
Melissa - 323  
4th - 270

| 2019 FORFEITURE / 2020 FORECLOSURE |              |                     |                |                    |              |  |                     |                |                    |              |  |                     |                |                    |              |  |                     |                |                    |             |   |                     |                |                    |             |   |                     |                |                    |
|------------------------------------|--------------|---------------------|----------------|--------------------|--------------|--|---------------------|----------------|--------------------|--------------|--|---------------------|----------------|--------------------|--------------|--|---------------------|----------------|--------------------|-------------|---|---------------------|----------------|--------------------|-------------|---|---------------------|----------------|--------------------|
| Unit (Villages included with twp)  | #FRF         | Base Tax DLQ        | PRE<br>Parcels | Non PRE<br>Parcels | #FRF         | %  | Base Tax DLQ        | PRE<br>Parcels | Non PRE<br>Parcels | #FRF         | %  | Base Tax DLQ        | PRE<br>Parcels | Non PRE<br>Parcels | #FRF         | %  | Base Tax DLQ        | PRE<br>Parcels | Non PRE<br>Parcels | #FRF        | %                                       | Base Tax DLQ        | PRE<br>Parcels | Non PRE<br>Parcels | #FRF        | %                                       | Base Tax DLQ        | PRE<br>Parcels | Non PRE<br>Parcels |
|                                    |              |                     |                |                    |              |  |                     |                |                    |              |  |                     |                |                    |              |  |                     |                |                    |             |   |                     |                |                    |             |   |                     |                |                    |
| Blackman                           | 145          | 205,426.49          | 60             | 85                 | 129          | 89%  | 192,788.44          | 53             | 76                 | 119          | 82%  | 179,189.79          | 48             | 71                 | 113          | 78%  | 169,706.80          | 45             | 68                 | 110         | 76%                                     | 161,519.96          | 45             | 65                 | 94          | 65%                                     | 144,759.12          | 35             | 59                 |
| Columbia                           | 113          | 128,284.37          | 17             | 96                 | 102          | 90%  | 118,595.11          | 13             | 89                 | 53           | 47%  | 99,529.92           | 11             | 42                 | 47           | 42%  | 92,041.58           | 10             | 37                 | 47          | 42%                                     | 91,764.23           | 10             | 37                 | 35          | 31%                                     | 73,724.21           | 7              | 28                 |
| Concord                            | 26           | 32,737.43           | 16             | 10                 | 21           | 81%  | 26,314.54           | 12             | 9                  | 20           | 77%  | 28,562.87           | 12             | 8                  | 20           | 77%  | 28,175.52           | 12             | 8                  | 19          | 73%                                     | 26,872.99           | 12             | 7                  | 16          | 62%                                     | 23,758.10           | 11             | 5                  |
| Grass Lake                         | 32           | 55,926.15           | 17             | 15                 | 27           | 84%  | 56,887.08           | 14             | 13                 | 25           | 78%  | 52,193.99           | 13             | 12                 | 24           | 75%  | 51,251.95           | 12             | 12                 | 23          | 72%                                     | 50,134.76           | 12             | 11                 | 20          | 63%                                     | 47,826.36           | 11             | 9                  |
| Hanover                            | 28           | 36,675.58           | 17             | 11                 | 23           | 82%  | 35,706.40           | 13             | 10                 | 21           | 75%  | 33,700.14           | 11             | 10                 | 18           | 64%  | 29,609.22           | 10             | 8                  | 18          | 64%                                     | 29,609.22           | 10             | 8                  | 16          | 57%                                     | 17,249.64           | 8              | 8                  |
| Henrietta                          | 40           | 40,183.33           | 32             | 8                  | 36           | 90%  | 30,863.12           | 26             | 10                 | 31           | 78%  | 27,508.67           | 23             | 8                  | 27           | 68%  | 23,789.52           | 20             | 7                  | 26          | 65%                                     | 23,390.25           | 19             | 7                  | 24          | 60%                                     | 22,348.87           | 17             | 7                  |
| Leoni                              | 226          | 322,160.95          | 91             | 135                | 179          | 79%  | 291,955.26          | 80             | 99                 | 158          | 70%  | 267,378.34          | 73             | 85                 | 147          | 65%  | 252,292.27          | 68             | 79                 | 142         | 63%                                     | 247,595.85          | 66             | 76                 | 123         | 54%                                     | 214,527.90          | 58             | 65                 |
| Liberty                            | 24           | 30,317.21           | 12             | 12                 | 19           | 79%  | 26,782.19           | 9              | 10                 | 17           | 71%  | 23,891.27           | 8              | 9                  | 17           | 71%  | 23,891.27           | 8              | 9                  | 15          | 63%                                     | 17,070.11           | 7              | 8                  | 11          | 46%                                     | 15,558.58           | 5              | 6                  |
| Napoleon                           | 73           | 119,449.55          | 33             | 40                 | 69           | 95%  | 110,658.95          | 29             | 40                 | 64           | 88%  | 120,145.22          | 28             | 36                 | 61           | 84%  | 115,983.44          | 26             | 35                 | 57          | 78%                                     | 113,449.29          | 23             | 34                 | 45          | 62%                                     | 91,969.44           | 16             | 29                 |
| Norvell                            | 38           | 56,268.42           | 11             | 27                 | 37           | 97%  | 56,570.71           | 11             | 26                 | 37           | 97%  | 59,343.72           | 11             | 26                 | 33           | 87%  | 51,653.13           | 11             | 22                 | 33          | 87%                                     | 51,653.13           | 11             | 22                 | 29          | 76%                                     | 44,349.47           | 8              | 21                 |
| Parma                              | 44           | 40,737.28           | 26             | 18                 | 42           | 95%  | 40,495.72           | 25             | 17                 | 36           | 82%  | 39,806.98           | 23             | 13                 | 36           | 82%  | 39,783.26           | 23             | 13                 | 36          | 82%                                     | 39,705.13           | 23             | 13                 | 32          | 73%                                     | 32,548.16           | 20             | 12                 |
| Pulaski                            | 29           | 28,437.62           | 20             | 9                  | 27           | 93%  | 25,797.18           | 19             | 8                  | 27           | 93%  | 24,784.39           | 19             | 8                  | 27           | 93%  | 24,784.39           | 19             | 8                  | 26          | 90%                                     | 24,622.00           | 18             | 8                  | 21          | 72%                                     | 21,764.59           | 14             | 7                  |
| Rives                              | 49           | 76,561.27           | 25             | 24                 | 44           | 90%  | 69,716.56           | 22             | 22                 | 39           | 80%  | 63,800.00           | 19             | 20                 | 38           | 78%  | 60,770.45           | 19             | 19                 | 38          | 78%                                     | 60,536.07           | 19             | 19                 | 30          | 61%                                     | 52,336.01           | 15             | 15                 |
| Sandstone                          | 40           | 60,553.46           | 29             | 11                 | 35           | 88%  | 55,900.38           | 25             | 10                 | 34           | 85%  | 52,912.74           | 25             | 9                  | 31           | 78%  | 51,445.25           | 22             | 9                  | 29          | 73%                                     | 48,985.83           | 20             | 9                  | 24          | 60%                                     | 45,752.83           | 15             | 9                  |
| Spring Arbor                       | 75           | 125,342.38          | 27             | 48                 | 68           | 91%  | 114,695.81          | 25             | 43                 | 63           | 84%  | 104,651.95          | 23             | 40                 | 61           | 81%  | 101,430.57          | 22             | 39                 | 61          | 81%                                     | 100,731.34          | 22             | 39                 | 53          | 71%                                     | 79,095.99           | 18             | 35                 |
| Springport                         | 37           | 65,828.27           | 19             | 18                 | 35           | 95%  | 65,003.34           | 18             | 17                 | 30           | 81%  | 60,452.01           | 17             | 13                 | 28           | 76%  | 59,068.39           | 15             | 13                 | 28          | 76%                                     | 59,044.95           | 15             | 13                 | 23          | 62%                                     | 52,324.98           | 14             | 9                  |
| Summit                             | 222          | 322,484.79          | 132            | 90                 | 190          | 86%  | 319,444.44          | 109            | 81                 | 174          | 78%  | 288,341.64          | 102            | 72                 | 162          | 73%  | 267,879.27          | 95             | 67                 | 155         | 70%                                     | 250,227.48          | 93             | 62                 | 138         | 62%                                     | 224,917.91          | 84             | 54                 |
| Tompkins                           | 47           | 50,151.03           | 30             | 17                 | 44           | 94%  | 52,062.16           | 29             | 15                 | 40           | 85%  | 46,251.79           | 27             | 13                 | 36           | 77%  | 41,985.41           | 25             | 11                 | 34          | 72%                                     | 40,727.30           | 25             | 9                  | 31          | 66%                                     | 37,273.13           | 24             | 7                  |
| Waterloo                           | 22           | 33,942.37           | 15             | 7                  | 20           | 91%  | 35,194.18           | 14             | 6                  | 18           | 82%  | 27,209.84           | 13             | 5                  | 17           | 77%  | 25,193.95           | 12             | 5                  | 17          | 77%                                     | 25,193.95           | 12             | 5                  | 10          | 45%                                     | 16,962.61           | 6              | 4                  |
| City                               | 864          | 915,633.99          | 410            | 454                | 804          | 93%  | 1,006,353.88        | 370            | 434                | 727          | 84%  | 857,563.15          | 335            | 392                | 703          | 81%  | 822,159.24          | 318            | 385                | 693         | 80%                                     | 810,446.43          | 311            | 382                | 634         | 73%                                     | 758,330.15          | 271            | 363                |
| <b>Total</b>                       | <b>2,174</b> | <b>2,747,101.94</b> | <b>1039</b>    | <b>1135</b>        | <b>1,951</b> |  | <b>2,731,785.45</b> | <b>916</b>     | <b>1035</b>        | <b>1,733</b> |  | <b>2,457,218.42</b> | <b>841</b>     | <b>892</b>         | <b>1,646</b> |  | <b>2,332,894.88</b> | <b>792</b>     | <b>854</b>         | <b>1607</b> |   | <b>2,273,280.27</b> | <b>773</b>     | <b>834</b>         | <b>1409</b> |   | <b>2,017,378.05</b> | <b>657</b>     | <b>752</b>         |
|                                    |              |                     | 2,174          |                    |              |  |                     | 1,951          |                    |              |  |                     | 1,733          |                    |              |  |                     | 1,646          |                    |             |   |                     | 1607           |                    |             | 1409                                    |                     |                | 1,409              |
|                                    |              |                     |                |                    |              | 90%  | -15,316.49          |                |                    |              | 80%  | -274,567.03         |                |                    |              | 76%  | -124,323.54         |                |                    |             | 74%                                     | -59,614.61          |                |                    |             | 65%                                     | -255,902.22         |                |                    |
|                                    |              |                     |                |                    |              | -223   |                     |                |                    | -218         |  |                     |                |                    | -87          |  |                     |                |                    |             | -39                                     |                     |                |                    |             | -198                                    |                     |                |                    |
|                                    |              |                     |                |                    |              | Indicates no change from previous month total of |                     |                |                    |              | Indicates no change from previous month total of |                     |                |                    |              | Indicates no change from previous month total of |                     |                |                    |             | Indicates no change from previous month |                     |                |                    |             | Indicates no change from previous month |                     |                |                    |